



specifications:

Isuzu 'Forward' F135.240(E) 13.50T GVW / EURO VI (Easys shift transmission) 4x2 rigid



Axle weights (kg)			
UK standard vehicle plated weights (kg)	GVW	13500	13500
	GTW	17000	17000
UK Axle design weights (kg)	Front	5000	5000
	Rear	9000	9000

Weights (kg)			
Cab type		day	day
Wheelbase	WB	3790	4990
Vehicle Mass Unladen	Front	2494	2568
	Rear	1428	1468
Total		3922	4026
GVW		13500	13500
Body & Payload Allowance		9578	9474
Max. Permissible Trailer Weight		3500	3500

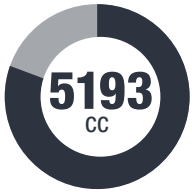
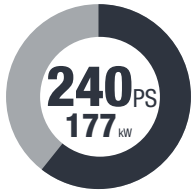
Dimensions (mm)			
Overall Length	OAL	6610	8380
Overhang - Front	FOH	1175	1175
Overhang - Rear	ROH	1645	2215
Cab Gap	CB	170	170
C/L Front Axle to Rear of Cab	CA	556	556
Recommended Body Length	BL	5100	6800
Chassis Frame Width		840	840
Recommended Body Width		2550	2550
Recommended Maximum Body Width		2550	2550
Cab Width	OW	2195	2195
Overall Height (Unladen)	OH	2600	2600
Chassis Height (Unladen)	EH	905	905
Minimum Road Clearance	HH	215	215
Track - Front	AW	1800	1800
Track - Rear	CW	1705	1705
Rear Axle Width	BW	2255	2255

1. Unladen weights excludes driver, fuel, AdBlue®. Includes spare wheel (66kg) + carrier (Tolerance +/- 3%). 2. Body lengths are given as a guide only. Bodybuilders are responsible for ensuring all legal requirements are met. 3. Maximum body lengths are calculated to remain within the overhang ratio of 60% of the wheel base. Cab gaps may vary. 4. Isuzu Truck (UK) Ltd. shall have no liability whatsoever should the information supplied have incorrect data, descriptions or illustrations. Please note: all specs, measurements and weights shown are provisional and subject to change.

F135.240(E) Mechanical Specification (standard equipment)

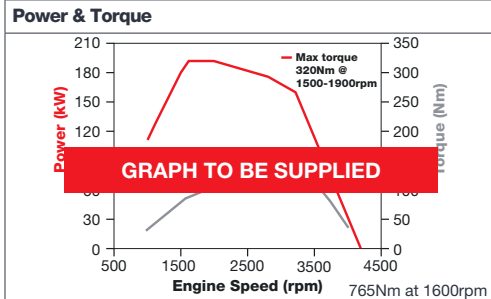
EURO VI

POWER & TORQUE

Engine	
Make & model:	4HK1TCH – Isuzu 2-stage turbo intercooled OHC 4 cylinder diesel (Euro VI).
Bore x stroke:	115 x 125mm
Capacity:	Max Power:
	
at 2600rpm	

Transmission	
Make & model:	Isuzu electro hydraulic controlled 6-speed MZW6P with fully automated and sequential shift modes.
Ratios:	1st - 6.615; 2nd - 4.095; 3rd - 2.358; 4th - 1.531 5th - 1.000; 6th - 0.722; Reverse - 6.615
Rear Axle Ratio:	5.571:1

Clutch	
Type:	Fluid hydrokinetic coupling with lock-up clutch and torque converter.



Electrical	
Type:	2x12V, 800CCA, 110Ah batteries (24V) with 90A alternator.



Tyres/Wheels	
Tyres:	265/70 R19.5 radial.
Wheels:	Steel 19.5 x 6.75, 8-stud.
Spare:	1 x wheel and tyre.

Frame	
Type:	Parallel ladder type channel section, straight side rails with riveted upper flange.

Axles	
Front:	Reverse Elliott I-Beam.
Rear:	Banjo fully floating.

Suspension	
Front:	Multi taper-leaf steel springs with anti roll bar and shock absorber.
Rear:	Multi taper-leaf steel springs with helper.

Brakes	
System:	Full air dual circuit with ABS, EBD (electronic brake distribution), EVSC (electronic vehicle stability control), ASR (anti slip regulation). Exhaust brake. Air dryer.
Front:	370mm x 150mm drum with auto adjust.
Rear:	370mm x 150mm drum with auto adjust.
Park:	Rear wheel spring brake.

Fuel Tank	
Capacity:	 140 LITRES
AdBlue®:	 16 LITRES

CAB FEATURES

Cab Exterior	
Type:	Hexapod, white all-steel with roof outline markers.
Features:	Manual tilt to 45 deg. Tinted windscreen. Chrome radiator grille. Plastic resin non-slip entry steps. 90 deg. opening doors. Zinc galvanised frame structure. All steel front bumper with fog and daytime running lamps. Two halogen head lamps with indicators. Front mudguards with spray suppression. Aluminium rear under run.

Cab Interior	
Features:	Flame-resistant interior trim. Vinyl floor matting. Dual long grab handles each side. Interior fluorescent lighting. Driver & passenger SRS airbags.
Storage space:	Centre seat back compartment, twin overhead lockers, centre tray, door and dashboard pockets.

Seats (all cloth)	
Features:	Driver's fully adjustable Isringhausen® air-suspended seat with head restraint and 3-point seat belt with pretensioner. Rigid centre seat with 2-point seatbelt. Rigid passenger seat with head restraint and 3-point seat belt pretensioner.

Vision	
Features:	Large door mounted heated adjustable mirrors. Front underview mirror and kerb mirror. Driver and passenger sun visors. Deep cut side windows to reduce blind spots. Electric windows with driver control and lock.

Steering	
Features:	Recirculating ball type with full integral hydraulic power assistance, Tilt and telescopic steering column.

Instruments	
Features:	Speedometer with odometer and trip. Rev counter. Multi-information display provides information on servicing, emissions and fuel economy. Fuel gauge. Coolant temperature gauge. Air pressure gauge. Digital Tachograph.

Switches & Electrical	
Features:	Combination stalk incorporating headlamps, indicators, fog lamps, washers and wipers, and exhaust brake. Cruise control. Steering wheel horn. Engine idle control. Headlamp levelling. Engine quick warm up. Cigarette lighter. Reverse warning. DPD. EVSC, ASR and LDWS control. Electronic vehicle speed limiter set at 56 mph (90 kph). First gear start. Economy mode. Hazard warning lights. Kenwood DAB radio with Bluetooth (Sat Nav option available). Gearbox engage drive fast/slow.

Warning/Indicator Lamps	
Features:	Battery charge. Oil pressure. Low fuel. Glow plug operation. High beam and indicators. Park brake warning. Fuel/water separator. Check engine. DPD operation. Engine overheat. AdBlue® level. EVSC, LDWS, ABS. Exhaust brake operation. Front and rear fog lights. Seatbelt warning. SRS air bag. Low air warning. Gear position indicator. Cab tilt warning. Gearbox emergency override.

Tool Kit	
Features:	Jack with a small selection of hand tools.

SAFETY & SECURITY

R29 cab strength:	Complies with ECE-R29 cab strength standard.
Central locking:	Central locking with remote keyless entry and immobiliser.
Lane departure warning system:	Camera monitor, alerts driver with a warning buzzer and LCD monitor.
Red Seatbelts:	3-point Securon seat belt (without inertia-locking retractor).

WARRANTY

All chassis cabs come with a 3 year unlimited mileage warranty and roadside assistance as standard. Terms and conditions apply.

Isuzu-backed Repair and Maintenance contracts available upon request.