



RENAULT
TRUCKS
DELIVER

LONG HAUL
RANGE T

LONG HAUL RANGE

1. PROFITABILITY A TRUCK IS A PROFIT CENTRE	P 04
POWERTRAIN	P 06
DESIGNED TO DELIVER FUEL SAVINGS	P 08
SAVE EVEN MORE FUEL	P 10
2. ROBUSTNESS A TRUCK SHOULD NEVER LET YOU DOWN	P 12
DRIVE FURTHER FOR LONGER	P 14
TESTED IN EXTREME CONDITIONS	P 16
ALWAYS BY YOUR SIDE	P 18
3. COMFORT A TRUCK SHOULD MAKE YOUR DRIVERS PROUD	P 20
EVERYTHING WITHIN REACH	P 22
ERGONOMIC DRIVING POSITION	P 24
EVERYTHING FOR A COMFORTABLE LIFE ON BOARD	P 26
THE PERFECT WORKING TOOL	P 28
4. PROTECTION A TRUCK SHOULD PROTECT YOUR BUSINESS	P 30
OPTIMUM VISIBILITY IN ALL WEATHERS	P 32
DRIVER SAFETY IS OUR PRIORITY	P 34
5. TECHNICAL TECHNICAL SPECIFICATIONS	P 36
RANGE OVERVIEW	P 38
DRIVELINE	P 38
CAB	P 40
CHASSIS	P 42
BRAKES	P 43
PACKS	P 44
ACCESSORIES	P 46
FINISHING	P 47



A TRUCK IS A PROFIT CENTRE

With Renault Trucks you buy much more than a truck. You can have the certainty that your needs have been taken into account. Lower fuel consumption, engine performance and reliability, exceptional load capacity; Renault Trucks performs all out to drive your success.



RANGE T
PROFITABILITY

POWERTRAIN

Renault Trucks engines are developed using proven technology. Offering a wide choice of power ratings and the widest torque range on the market. Reduced fuel consumption and maintenance costs, ensure a high degree of productivity.



UP TO 10.9%
FUEL SAVED WITH
THE T OPTIFUEL*





RANGE T
PROFITABILITY

COMMON RAIL SYSTEM OFFERING
HIGH INJECTION PRESSURES
EVEN AT LOW ENGINE SPEEDS

ADBLUE TANK

AFTER-TREATMENT SYSTEM
FOR POLLUTANT REMOVAL

PARTICULATE FILTER: TRAPS MORE
THAN 95% OF PARTICULATES



OPTIDRIVER
AUTOMATED
GEARBOX
AS STANDARD

OPTIDRIVER GEARBOX
for improved gear shifting.



CAPACITY UP TO 1,475 L
for extended operating range.



AUTOMATIC ENGINE STOP
to minimise unnecessary
engine idling.



POWER MODE OVERRIDE
to avoid excessive
fuel consumption.

*compared with a standard vehicle (figure certified by the TÜV Rheinland, an independent certification body).

DESIGNED TO DELIVER FUEL SAVINGS

With a trapezoid-shaped 12° inclined windscreen; the cab has been designed to reduce your fuel consumption. A range of equipment further improves aerodynamics.

CD (DRAG COEFFICIENT) IMPROVED UP TO 12% ON PREVIOUS MODEL



DIFFERENT TYPES OF ROOF DEFLECTORS
fixed (88 mm), electrically or manually-adjustable (from 285 to 496 mm)* and folding side deflectors.



12° INCLINED WINDSCREEN
for a better aerodynamic profile.



AERODYNAMIC BUMPER EXTENSIONS
to improve air penetration.



TRAPEZOID-SHAPED CAB
2.3 metres at the front and 2.5 metres at the rear to improve air flow.



CHASSIS FAIRINGS
with extension pieces and door extensions.



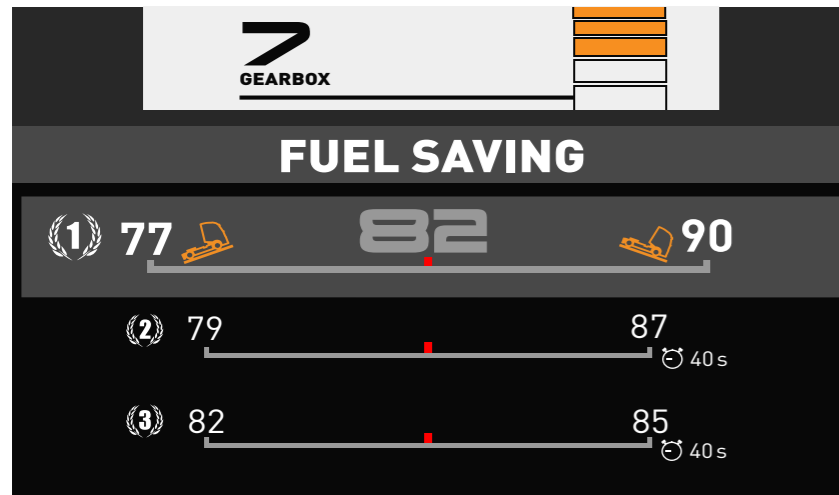
DEFLECTOR INTEGRATED IN HEADLAMP UNIT
to deflect the flow of air.

RANGE T
PROFITABILITY

*available as accessories

SAVE EVEN MORE FUEL

Everything has been done to further reduce your fuel consumption: optimised unit weights, onboard technologies and rational driving instruction. These items of equipment and services, available on the T range.




FUEL SAVING CRUISE CONTROL
with three driving modes for the driver to choose from.



ALUMINIUM WHEELS
reduce vehicle weight by up to 160 kg on 6x2.



ALUMINIUM FUEL TANK
50% lighter than a steel tank.



ALUMINIUM AIR TANK
up to 50% lighter than a steel tank.



ALUMINIUM FIFTH WHEEL
reducing vehicle weight by 22 kg.



OPTIVISION
uses road topography to optimise gear shifting. Every route the vehicle follows has been recorded during a previous assignment via an on-board sensor or by another vehicle equipped with the Optivision system. This information is then combined with the vehicle's GPS coordinates.



OPTIMISED CHASSIS WEIGHT
saving up to 114 kg compared with the previous standard Renault Trucks T.

- 1 OPTIMISED FUEL CONSUMPTION WITH OPTIROLL**
Uphill driving: speed reduction of 5 km/h maximum.
Downhill driving: speed increase of 8 km/h maximum.
- 2 COMPROMISE BETWEEN FUEL CONSUMPTION AND CRUISING SPEED WITH OPTIROLL**
Uphill driving: speed reduction of 3 km/h maximum.
Downhill driving: speed increase of 5 km/h maximum.
- 3 MAINTAINS SET CRUISING SPEED**

RANGE T PROFITABILITY

UP TO 15% FUEL SAVINGS WITH OPTIFUEL PROGRAMME



OPTIFUEL PROGRAMME
our global solution designed to reduce your company's fuel costs. Combining Optifuel Training and Optifuel Infomax, the programme is designed for driver trainers and fleet managers who can then, in turn, train their drivers.

GEO-LOCATE YOUR VEHICLE AT ANY TIME



OPTIFLEET
A fleet management solution enabling vehicles to communicate and exchange data with their operational bases in real time. This system makes it possible to rate and rank drivers according to their driving styles at a single click.

OPTIMUM USE OF THE VEHICLE FROM THE FIRST MILE



OPTIFUEL HANDOVER
vehicle handover programme for optimum use from the first mile.

ECONOMIC DRIVING TRAINING



OPTIFUEL TRAINING
a module for drivers providing them with training in economic driving and preservation of the driveline.

MONITOR YOUR FUEL CONSUMPTION



OPTIFUEL INFOMAX
a software package presenting detailed driving and fuel consumption analysis.

A TRUCK SHOULD NEVER LET YOU DOWN

Renault Trucks helps you to keep your promises. We are committed to ensuring your vehicles are operational. Because for us, doing our job right means enabling you to do yours.

RANGE T
ROBUSTNESS



DRIVE FURTHER FOR LONGER

The Renault Trucks T range has been designed with rigorously tested robust components, units and solutions. The chassis and cab have been reinforced to ensure maximum reliability and durability.



CAB REINFORCED AT KEY POINTS OF THE STRUCTURE

FRONT SUSPENSION: LOAD CAPACITY 7.1 T, 7.5 T AND 8 T

MAINTENANCE FREE BATTERIES AVAILABLE AS AN OPTION

NEW EACU AIR GENERATION SYSTEM (ELECTRONIC AIR CONTROL UNIT)

HIGH TENSILE STEEL

MODULAR CHASSIS TO SUIT ALL USES: 6.5 - 8 MM THICK, 266 - 300 MM DEEP

RENAULT TRUCKS

RENAULT TRUCKS

RANGE T ROBUSTNESS



REAR AIR SUSPENSION design capacity 13 t.




SEPARATION OF WIRING HARNESSES AND AIR PIPES for easier maintenance.



SIDE MEMBER REINFORCEMENTS to suit application.



CAB AIR OR MECHANICAL FRONT SUSPENSION suitable for heavy-duty use for improved vehicle stability.



TESTED IN EXTREME CONDITIONS

From -40°C to +60°C and in all climate conditions, T range trucks have been tested in extreme environments to meet the demands for reliability and robustness. Fifty three vehicles have been operated in real conditions by partner customers before being marketed in order to further improve their quality and meet the day-to-day challenges of your activity.



TESTED ON A GRUELLING TEST TRACK
to confirm suspension strength and reliability.



VIRTUAL REALITY
to optimise the ergonomic layout
of the driving position.



WIND TUNNEL
to measure cab air flow resistance.



FRONTAL IMPACT
to measure the impact resistance of the cab.

**10 MILLION KM
OF TESTS
PERFORMED
UNDER EXTREME
CONDITIONS
FROM -40°C
TO +60°C**



EXTREME TEMPERATURE TEST
in Almeria, Spain to measure vehicle resistance to harsh conditions (dust, heat, etc.).

**RANGE T
ROBUSTNESS**

ALWAYS BY YOUR SIDE


Renault Trucks is at your service throughout your vehicles entire working life to ensure you can count on its maximum operational availability.



START & DRIVE
repair and maintenance contracts geared to your vehicles activity to keep your budget under control and help ensure your working tools maximum operational availability.



RENAULT TRUCKS FINANCE AND INSURANCE
customised finance and insurance solutions for the optimal funding of the vehicle.




GENUINE
Renault Trucks original spare parts ensure your vehicles continue to deliver optimal levels of performance over time.



RANGE T ROBUSTNESS

**24/7 BUTTON
GEO-LOCATES
YOUR VEHICLE
AND SENDS
THE INFORMATION
TO RENAULT TRUCKS
ASSISTANCE**



NETWORK
a large number of service and repair points throughout europe.



24/7 BUTTON
located within reach of the driver, the 24/7 button helps to geo-locate the vehicle through the 24/7 platform.



RENAULT TRUCKS 24/7
a network of experts on hand to reply in 16 languages and efficiently manage assistance and repair operations. A quality service round the clock seven days a week.

**MORE THAN
1,600 SERVICE
& REPAIR POINTS
WORLDWIDE**

A TRUCK SHOULD MAKE YOUR DRIVERS PROUD

A driver who takes pride in his job is more productive and creates profit. Renault Trucks T range is a truck which your drivers will be proud to drive.

RANGE T
COMFORT



EVERYTHING WITHIN REACH

The wrap-around dashboard brings controls within easy reach. Automatic equipment lets the driver concentrate on their driving.

RANGE T
COMFORT

OPTIDRIVER AUTOMATED GEARBOX
STEERING COLUMN-MOUNTED CONTROL

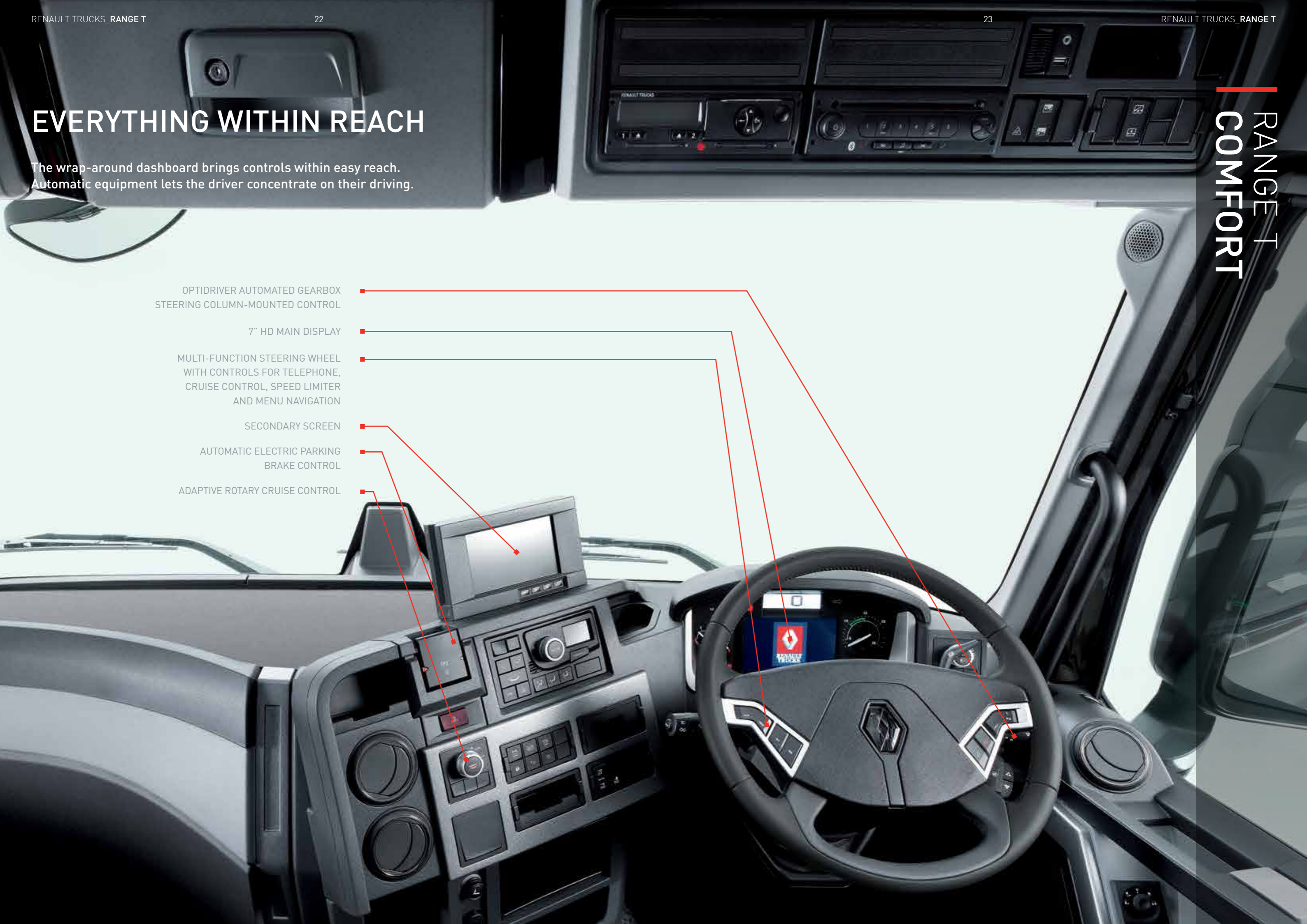
7" HD MAIN DISPLAY

MULTI-FUNCTION STEERING WHEEL
WITH CONTROLS FOR TELEPHONE,
CRUISE CONTROL, SPEED LIMITER
AND MENU NAVIGATION

SECONDARY SCREEN

AUTOMATIC ELECTRIC PARKING
BRAKE CONTROL

ADAPTIVE ROTARY CRUISE CONTROL



ERGONOMIC DRIVING POSITION

A wide range of seat and steering wheel adjustments offer the driver an ideal driving position. The large intuitive colour display shows all information at a glance.



STEERING WHEEL ADJUSTABLE IN THREE DIMENSIONS*
height, depth and rake.



EASY ACCESS
to and from the driving position.

RANGE T COMFORT




STEERING WHEEL-MOUNTED CONTROLS
for telephone and menu navigation.



AIR CONDITIONING AND AUTOMATIC DE-FROSTING
of the side windows, windscreen and rearview mirrors.



OPTIDRIVER CONTROL
for increased driving comfort.



AIR-SUSPENDED SEATS
with integral seat belts, head rests. Ventilated and heated seats* side and lumbar support adjustment; slide adjustment range of 20 cm*.



SWITCH LOCATIONS CAN BE CHANGED
to customise the driving position.



MANAGEMENT OF REARVIEW MIRRORS AND WINDOWS
one-touch window lift and electrical adjustments for main and wide angle rearview mirrors*.



ROTARY SWITCHES
within reach and easily readable information on the display.

* Optional specification

EVERYTHING FOR A COMFORTABLE LIFE ON BOARD

With an increased cab volume, multiple storage spaces, spacious rest area and carefully considered finishes and interior trim designs, the Renault Trucks T range offers your drivers a comfortable life on board.



SPACIOUS CAB WITH ERGONOMIC ACCESS
with a fold-up shelf and additional storage console at the rear of the cab comprising three storage compartments.



HINGED LOWER BUNK
provides plenty of storage space.



THREE AMBIENT LIGHTING MODES*
active, night driving and rest time.

RANGE T COMFORT



LIFE ON BOARD 2.5 M

200 MM
ENGINE
TUNNEL



**SILENT OPERATION
ELECTRIC REFRIGERATOR**
24 litre capacity.



CONVERTIBLE UPPER BUNK*
provides an additional spacious storage area.



NUMEROUS OPTIMISED STORAGE COMPARTMENTS
including five above the console, one of which is lockable.



**REMOTE CONTROL
multi-function wired*.**

* Optional specification

THE PERFECT WORKING TOOL

Accessibility to the cab and chassis has been designed to make the driver's day-to-day work easier and facilitate vehicle servicing. More than a truck, the Renault Trucks T is the perfect working tool to maximise productivity.



DOOR OPENING ANGLE 85°
for easier cab access.



WINDSCREEN ACCESS STEPS
via two platforms for cleaning the windscreen.

INTERIOR LUGGAGE COMPARTMENT WITH EXTERNAL ACCESS



INTERIOR/EXTERIOR LUGGAGE COMPARTMENT
for easy stowing of heavy baggage.

- GRAB HANDLES FOR EASIER ACCESS TO THE CAB
- HANDLES MAKE WINDSCREEN CLEANING EASIER
- FIFTH WHEEL WITH LOCKING SENSOR TO CHECK STATUS FROM CAB*
- NON-SLIP STEP FOR ACCESS TO CAB REAR PLATFORM
- SECURE ACCESS TO CAB VIA WIDE, ALIGNED, ILLUMINATED NON-SLIP STEPS, WITH SHOE STORAGE AREA
- TWO WINDSCREEN ACCESS STEPS



WORK LIGHT
to light up the platform.

RANGE T
COMFORT

* Optional specification



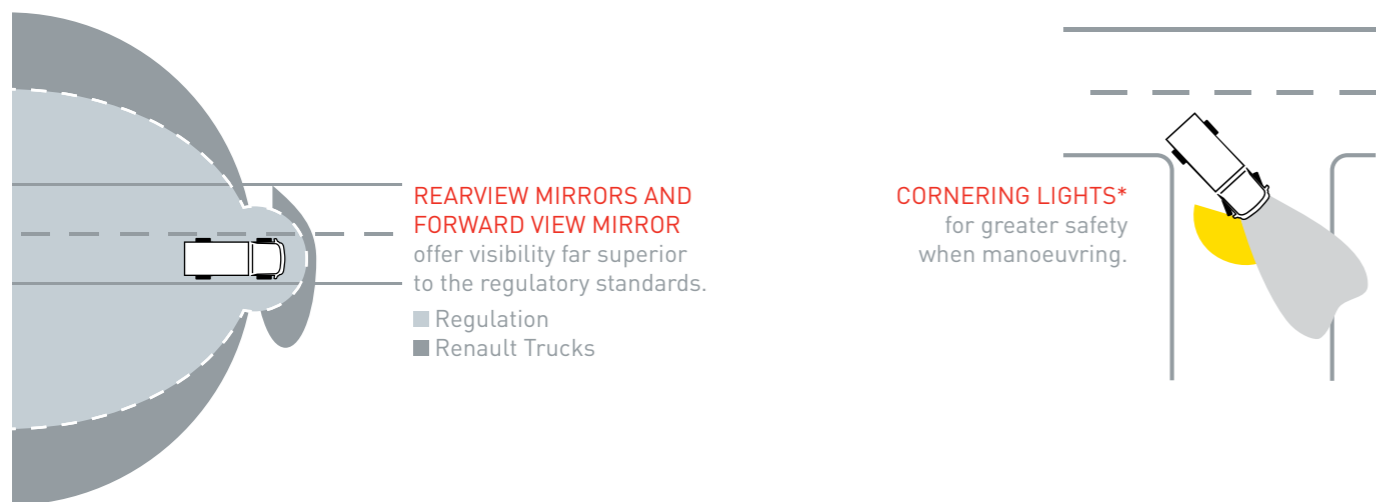
A TRUCK SHOULD PROTECT YOUR BUSINESS

The cornerstone of your growth, a truck plays a key role in protecting your business and you should be able to rely on it at all times. Above all else, a truck must be able to ensure the safety of its driver.

RANGE T
PROTECTION


OPTIMUM VISIBILITY IN ALL WEATHERS

The design of the windscreen and the rearview mirrors provides considerable gains in terms of visibility. The lights help optimise safety in all conditions.



RANGE T PROTECTION

TWO PART REARVIEW MIRROR FOR MAXIMUM VISIBILITY



LIGHTING TECHNOLOGY
LED for directional indicators and daytime running lights.* Halogen and xenon for main beams in 4x2 tractor units.

REMOTE CONTROLLED LIGHTS
using key.

AUTOMATIC OPERATION
of lights and windscreen wipers.*

- HALOGEN OR LED DAYTIME RUNNING LIGHTS*
- MAIN BEAM HEADLIGHTS
- DIPPED BEAM HEADLIGHTS
- DIRECTIONAL INDICATORS (8 LEDS)
- FOG LIGHTS AND CORNERING LIGHTS*



ELECTRICALLY ADJUSTED, HEATED AND DE-FROSTING main and wide angle rearview mirrors.

* Optional specification
** Available as an accessory

DRIVER SAFETY IS OUR PRIORITY

The brake systems and intelligent driving assistance technologies protect drivers effectively and safeguard loads. A range of equipment and accessories reinforce driver safety.



LANE DEPARTURE WARNING SYSTEM
issues an audible signal to warn the driver that an inadvertent change has been detected in the vehicle's direction of travel.



AUTOMATIC EMERGENCY BRAKING SYSTEM
warns of a possible collision then brakes and stops the vehicle completely without intervention from the driver.




ADAPTIVE CRUISE CONTROL
maintains a safe distance from the vehicle in front*.



RETARDER CONTROL
positioned to the right of the steering wheel.



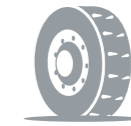
FRONT AND REAR DISC BRAKES
as standard across the entire range.



HILL START ASSIST
brakes are held for a few seconds after releasing the pedal to make hill starts easier.



ELECTRONIC STABILITY CONTROL
Fitted as standard: allows drivers to maintain directional control and prevent the vehicle from overturning in critical situations.

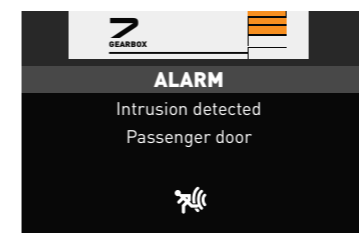


AUTOMATIC TYRE PRESSURE MONITOR
issues a visual warning in the event of a fault*.

RANGE T PROTECTION



AUTOMATIC ELECTRIC PARKING BRAKE OPERATION WHEN ENGINE STOPS



INTRUDER ALARM
warns the driver if the doors are opened.*



MECHANICAL DOOR LOCKING
for additional door locking from inside the vehicle.**



BREATHALYSER IGNITION INTERLOCK
lets the driver check his breath alcohol level before starting the vehicle.**

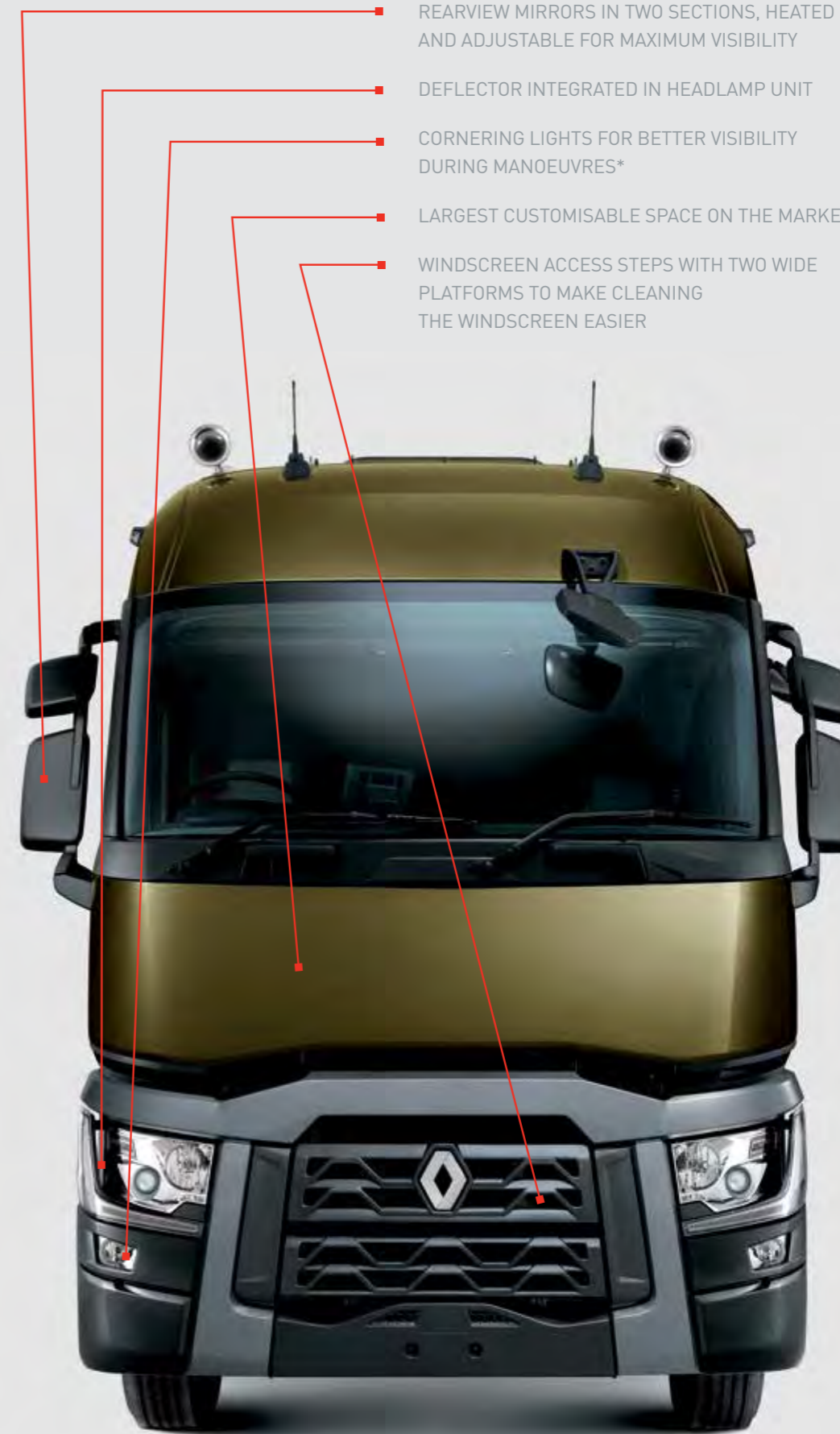
* Optional specification
** Available as an accessory

RANGE T TECHNICAL

- CD (DRAG COEFFICIENT) IMPROVED BY UP TO 12%
- OPTIFLEET: FLEET MANAGEMENT SOLUTION*
- LAMINATED WINDOWS (5 MM) TO IMPROVE SOUND* AND THERMAL INSULATION
- ALUMINIUM WHEELS OPTIMISE WEIGHT*
- FOLDING SIDE DEFLECTORS*



- REARVIEW MIRRORS IN TWO SECTIONS, HEATED AND ADJUSTABLE FOR MAXIMUM VISIBILITY
- DEFLECTOR INTEGRATED IN HEADLAMP UNIT
- CORNERING LIGHTS FOR BETTER VISIBILITY DURING MANOEUVRES*
- LARGEST CUSTOMISABLE SPACE ON THE MARKET
- WINDSCREEN ACCESS STEPS WITH TWO WIDE PLATFORMS TO MAKE CLEANING THE WINDSCREEN EASIER



* Optional specification

01_RANGE OVERVIEW

Cab	Type	Profile	GVW	GCW	Chassis height	Engine	Power rating	Gearbox
Day cab*	Tractor	4x2	19 t	40 t 44 t 50 t** 60 t** 70 t**	X-low Low Medium of	DTI 11	380 hp 430 hp 460 hp	3 automated Optidriver 12 speed gearboxes
		6x2 Pusher axle	26 t		Low Medium		DTI 13	
Night & Day cab	Rigid	6x2 Tag axle						
Sleeper cab		Rigid	4x2		19 t			
	6x2		26 t					

* Available with a DTI 11 only
** STGO mandatory

02_DRIVELINE

EURO 6 DTI 11 ENGINE

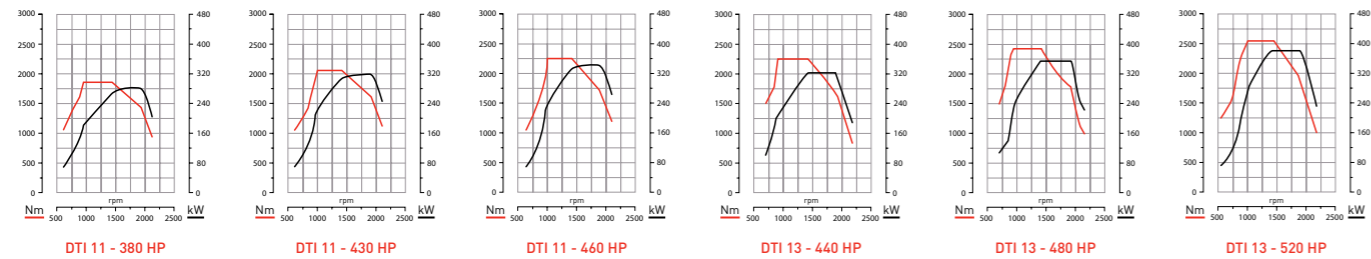
279 kW (380 hp) – 1,800 Nm
316 kW (430 hp) – 2,050 Nm
338 kW (460 hp) – 2,200 Nm

Capacity	10.8 l
Cylinders	6 cylinders in-line
Timing	Rear-mounted
Bore	123 mm
Stroke	152 mm
Compression ratio	17.0
Weight (including oil)	995 kg

EURO 6 DTI 13 ENGINE

324 kW (440 hp) – 2,200 Nm
353 kW (480 hp) – 2,400 Nm
382 kW (520 hp) – 2,550 Nm

Capacity	12.8 l
Cylinders	6 cylinders in-line
Timing	Rear-mounted
Bore	131 mm
Stroke	158 mm
Compression ratio	17.0
Weight (including oil)	1,150 kg



To comply with the Euro 6 standard relating to polluting emissions, T range vehicles are fitted with an extended SCR system. Its main components are:

- Engine gas heating system (based on the recovery of the exhaust gases, an intake valve and a 7th injector)
- DOC: Diesel Oxidation Catalyst
- DPF: Diesel Particulate Filter
- SCR: Selective Catalytic Reduction
- ASC: Ammonia Slip Catalyst (reduction of residual ammonia)

RANGE T
TECHNICAL

GEARBOXES

3 automated gearboxes as standard

Optidriver	AT 2412/F	AT 2612/F	ATO 2612/F
Number of gears	Forward drive 12	Reverse 3	
Maximum torque	2,400 Nm	2,550 Nm	2,550 Nm
Weight	271 kg		

DRIVE AXLES

Technical specifications	Solo drive axle	
	P13170 Single reduction	P1361 Double reduction
Maximum engine torque	2,600 Nm	3,100 Nm
Maximum design load	13 t	13 t
Maximum GCW	50 t	70 t

Final drive ratios available from 2.31 to 6.17

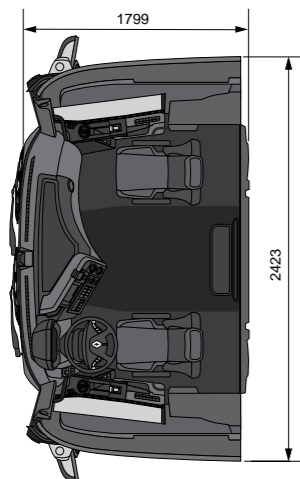

RETARDERS

	Engine	Braking power (at 2,300 rpm*)
Exhaust brake	DTI 11	170 kW
	DTI 13	201 kW
Optibrake	DTI 11	300 kW
Optibrake+	DTI 13	382 kW
Hydraulic (Voith VR 3520)	DTI 11	600 kW
	DTI 13	700 kW

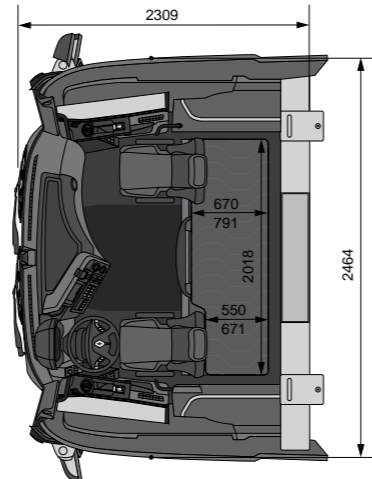
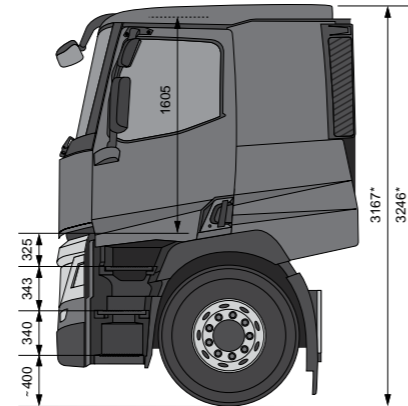
* Except hydraulic retarder

03_CAB

DAY CAB



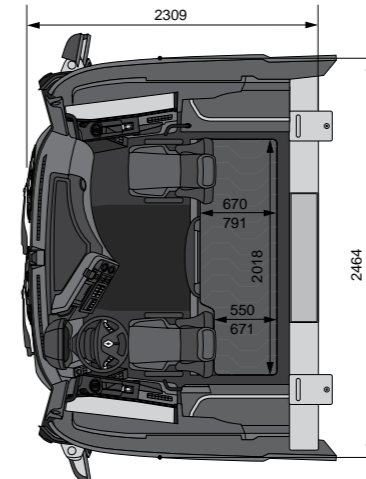
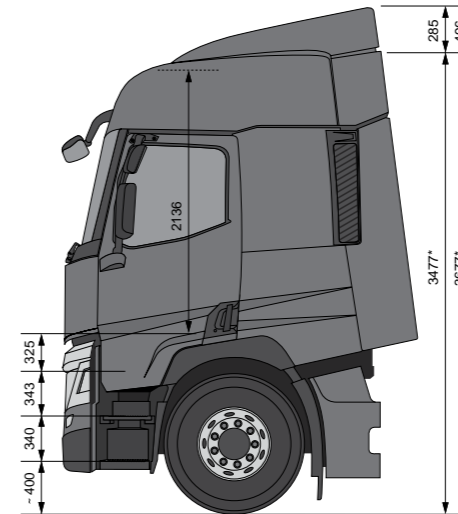
NIGHT & DAY CAB



CAB CONFIGURATIONS

	Day cab	Night & Day cab	Sleeper cab
Type	Day cab, standard roof	Sleeper cab, standard roof	Sleeper cab, high roof
Interior height	1,605 mm	1,605 mm	2,136 mm
Height on tunnel	1,405 mm	1,405 mm	1,936 mm
Floor	200 mm engine tunnel		
Steps	3		

SLEEPER CAB









RANGE T
TECHNICAL

* For 4x2 tractors

04_CHASSIS

PROFILES

	4x2	6x2 Steering	6x2 Tag	6x2 Pusher
Tractor				
Rigid				

WHEELBASES

		3,200	3,400	3,500	3,700	3,800	3,900	4,000	4,100	4,300	4,600	4,800	4,900	5,200	5,600	6,000	6,500	6,700
Rigid	4x2				●			●		●	●		●	●	●	●	●	●
	6x2 Tag			●	●		●			●	●	●	●	●	●	●		
Tractor	4x2				●	●												
	6x2 Pusher						●		●									
	6x2 Tag	●	●		●													

SUSPENSION

Front suspension

- Leaf springs or air suspension
- Front axle loads of 7.1 t, 7.5 t and 8.0 t
- Reinforced
- Improved design and durability

05_BRAKES

EBS + ASR + HSA + ESC + AEBS

ABS: Anti-lock Braking System

Allows the driver to retain control of the vehicle steering by preventing wheel lock, primarily in emergency braking situations.

ESC: Electronic Stability Control

- Directional stability: helps the driver maintain directional control of the tractor-trailer combination (especially in difficult conditions such as rain, snow or tight bends)
- Anti-rollover control: helps prevent rollover in critical situations such as roundabouts, tight bends or sudden changes of direction

ASR: Anti-Slip Regulation

The anti-slip system allows the driver to retain control of the vehicle on slippery surfaces.

Emergency brake assistance

Optimisation of braking distance during emergency braking.

Emergency brake lights

The rear brake lights flash automatically in an emergency to warn other vehicles of a dangerous situation.

AEBS: Automatic Emergency Braking System

Active above 15 km/h to detect moving and stationary vehicles in front of the truck.

EPB: Electric Parking Brake

Automatic electric parking brake when the engine stops.

HSA: Hill Start Aid

The service brakes are held on for a few seconds after releasing the brake pedal for easier hill starts. A push button activates and deactivates this function.

Brake harmonisation

Prevents the feeling that the trailer is 'pulling' or 'pushing' during the various braking phases.

Drag torque control

Maintains vehicle traction on slippery surfaces during downshifting phases.

Tilt protection

Prevents tractors without a trailer from tilting forward during a braking application.

Combined activation of brakes and retarders

Couples together various braking systems: service brakes, Optibrake engine brake and other retarders.

Brake warnings

- Brake pad wear warning light
- Brake temperature warning light
- Brake performance warning light

Disc brake wear monitoring system

Brake disc and brake pad wear warning: preventive maintenance (warning when there is 20% left before the brakes are completely worn). Brake pad wear balancing between the axles to simplify maintenance.

Air compressor

Twin cylinder 636 cm³ disengageable or non-disengageable
Twin cylinder 760 cm³ disengageable or non-disengageable

Disc brakes

Front and rear as standard across the whole range

06_PACKS

COMFORT DRIVE PACK

Key options to help drivers perform under the best possible conditions

Radio CD, MP3 player connection, hands-free telephone function and USB

Electric front sun visor

Manual side sun visors

Cab air suspension

Driver – passenger one-touch window controls

Automatic air conditioning system with carbon filter (ECC) and air quality sensor

Adjustable steering column (3 positions)

Ultimate leather steering wheel

PROTECT PACK

Key options to increase driver protection when at the wheel

Adaptive cruise control (ACC)

Automatic operation of lights and windscreen wipers

Cornering lights

Tyre pressure monitoring system (TPMS)

Head light washer

FUEL ECO PACK

Key technological options to reduce fuel consumption and enable drivers to optimise their driving

Eco Cruise Control (Soft Cruise + Optiroll)

Disengageable air compressor

Variable flow steering pump

Automatic engine stop when idling

Power mode override

Fuel Eco gearshifting

FUEL ECO+ PACK

All the options available to reduce fuel consumption: Fuel Eco pack + Optivision

Eco Cruise Control (Soft Cruise + Optiroll)

Disengageable air compressor

Variable flow steering pump

Automatic engine stop when idling

Power mode override

Fuel Eco gearshifting

Optivision

07_ACCESSORIES

OPTIMISATION	Roof deflectors	Electric roof deflector for Night & Day cab - tractor
		Electric roof deflector for Night & Day cab - rigid
		Fixed roof deflector for Night & Day cab - tractor
		Fixed roof deflector for Night & Day cab - rigid
		Fixed roof deflector for Day cab - tractor and rigid
	GPS	GPS DEZL 560
		GPS DEZL 560 bracket
		FMI 40 interface cable
	CB	CB
		Rack for CB
SAFETY	Locks	Anti-intruder lock
	Strong box	Strong box + mounting kit
	Breathalyser ignition interlock	Breathalyser ignition interlock
		Single use mouthpieces (pack of 25)
	Lane departure	Lane departure warning system
	Reversing cameras	Reversing camera kit with monitor
		Reversing camera kit for connection to dashboard screen (10 m cable)
		Reversing camera kit for connection to dashboard screen (20 m cable)
		Additional camera (10 m cable)
	LIFE ON BOARD	Kettle
TV		Flat screen television monitor assembly
Hammock		Hammock backrest
Blower		Blower to clear dust from the cab
Mattress		Additional mattress
Foot rest		Passenger foot rest
Wardrobe		Hanging wardrobe storage
Cab temperature controllers		Cab interior temperature controller - SP 950 for Sleeper cab
		Cab interior temperature controller - CA 850 for Day cab
		Cab interior temperature controller - CA 850 for Sleeper cab
CUSTOMISATION	Roof bars	Day cab roof bar fitted with LEDs
		Sleeper cab roof bar fitted with LEDs
		Additional lights - Rally 3003
		Additional lights - Luminator
	LED strip	Monochrome LED strip, front end kit
Monochrome LED rail complete kit (front panel + side fairings)		
Carbon finish	Polychrome LED rail complete kit (front panel + side fairings)	
	Carbon finish door and dashboard trims	
		Carbon finish steering wheel

08_FINISHING



Standard version



Version with body colour (bumpers, corners, step and side trunks)*



Performance finish



Ultimate Aluminium finish



Vinyl



Mixed vinyl and textile



Textile



Leather



Standard



Black leather



Brown leather

TECHNICAL RANGE T

RENAULT
TRUCKS
DELIVER

LONG HAUL RANGE T



Ref: 56 005 342 - Qty: 3,000 copies - 02/2016



renault-trucks.co.uk

